

'Brief' guide to using the new *www.phidot.org* forum

1. Point your browser at

<http://www.phidot.org/forum>

You should see the something like the following

The screenshot shows the homepage of the *www.phidot.org* forum. The header includes the site logo, name, and tagline "Analysis of Data from Marked Individuals". A search bar with a "Search" button and "Advanced search" link is present. Navigation links for "Board index", "FAQ", "Register", and "Login" are visible. The current date and time are shown as "Tue Feb 02, 2010 8:48 pm".

View unanswered posts • View active topics

SOFTWARE APPLICATIONS		TOPICS	POSTS	LAST POST
	Program MARK Subforums: statistics & analysis help , RMark , software announcements	996	2853	by cooch Sun Jan 31, 2010 11:47 am
	Program PRESENCE Subforums: statistics & analysis help , software announcements	143	534	by Bird Counter Fri Jan 29, 2010 7:28 pm
	M-SURGE E-SURGE U-CARE Subforums: statistics & analysis help , software announcements	57	191	by CHOQUET Mon Feb 01, 2010 10:26 am
	Patuxent Software Archive Subforums: statistics & analysis help , software announcements	17	49	by jhines Thu Jan 21, 2010 11:19 pm

TRAINING & WORKSHOPS		TOPICS	POSTS	LAST POST
	current opportunities Currently listed training opportunities (short courses, workshops, graduate opportunities, meetings, ...) which may be of interest. Software neutral.	50	67	by egc Wed Jan 27, 2010 8:35 am

2. In the upper right corner is the link to login (if registered) or register (if a new user)

This close-up screenshot highlights the navigation area of the forum. It shows the search bar, the "Advanced search" link, and the "FAQ", "Register", and "Login" links. The current date and time are shown as "Tue Feb 02, 2010 8:40 pm".

3. The most important settings to 'tweak' (and the biggest 'new feature') concern subscriptions. A *subscription* is something you set to allow you to 'watch' postings/replies to a section of the forum (could be the whole forum, a sub-form, or just an individual topic or two). To subscribe to a forum (for example), all you need to do is a
 - a. access the forum you're interested in.
 - b. scroll to the bottom
 - c. in the far left-hand corner, at the bottom, you'll see a link to let you 'subscribe' to the forum. (You'll also see a list of permissions for your account).

WHO IS ONLINE

Users browsing this forum: [tester](#) and 0 guests


FORUM PERMISSIONS

You **can** post new topics in this forum
You **can** reply to topics in this forum
You **can** edit your posts in this forum
You **cannot** delete your posts in this forum

[🏠 Board index](#) [Subscribe forum](#)

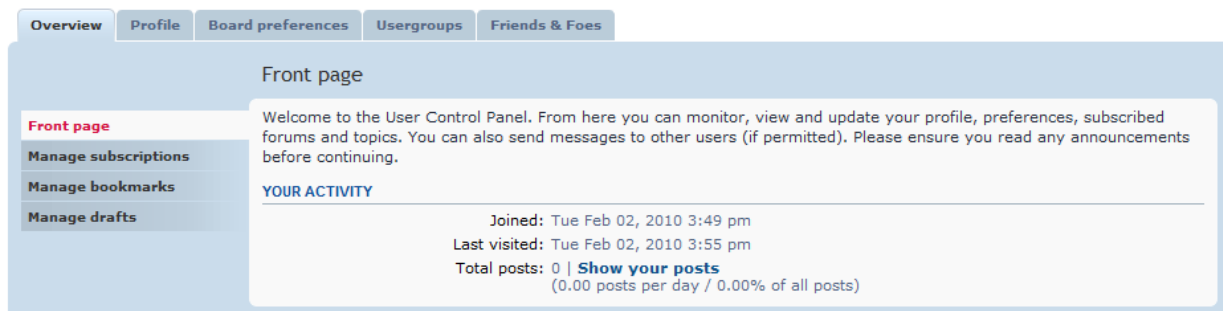
Powered by

- d. Simply click the 'subscribe forum' link, and you're subscribed to whatever forum you're looking at. Note – you need to 'click' the 'subscribe' link to subscribe to the forum – the checkmark you see is simply a graphic showing you where the link is – it does **not** indicate that you are already subscribed.
4. Now, we want to *manage* the subscriptions, and how you receive information about postings to the subscribed forum. To do this, we need to access the User Control Panel (UCP). Look for the UCP link link in the upper-left corner of the main board index page:



5. Once you've accessed the User Control Panel, you'll see something like the following – a series of tabbed windows allowing you to modify a number of setting/options concerning your forum account.



User Control Panel



6. If you click the 'Manage Subscriptions' link in the left control panel, you'll be presented with a list of those forums or sub-forums you're currently subscribed to. For example, in the following, the user is subscribed to the 'statistics & analysis' subforum of the larger MARK forum. This panel is also one of the places you can unsubscribe if you so desire.

User Control Panel

The screenshot shows the 'Manage subscriptions' page in a User Control Panel. At the top, there are navigation tabs: Overview, Profile, Board preferences, Usergroups, and Friends & Foes. The main content area is titled 'Manage subscriptions' and contains a message: 'Below is a list of forums and topics you are subscribed to. You will be notified of new posts in either. To unsubscribe mark the forum or topic and then press the *Unwatch marked* button.' Below this message is a table with the following structure:

WATCHED FORUMS	LAST POST	MARK
 statistics & analysis help questions concerning analysis/theory using program MARK	by cooch  Sun Jan 31, 2010 11:47 am	<input type="checkbox"/>

Below the table, it says 'You are not subscribed to any topics.' At the bottom right, there is a button labeled 'Unwatch marked' and links for 'Mark all' and 'Unmark all'.

7. The next step is really the only one you need to think about for a moment or two. This next step concerns what sort of information the forum sends you via email. First, from the UCP, select the 'Board Preferences' tab. Notice (in the figure shown at the top of the next page) at the bottom of the left hand panel there is an option to 'Edit post notification options'. In other words, the options that control how you are notified (typically via email) when someone posts something to something you are subscribed to.

The screenshot shows the 'Board preferences' page in a User Control Panel. At the top, there are navigation tabs: Overview, Profile, Board preferences, and User. The main content area is titled 'Edit global settings' and contains a list of options:

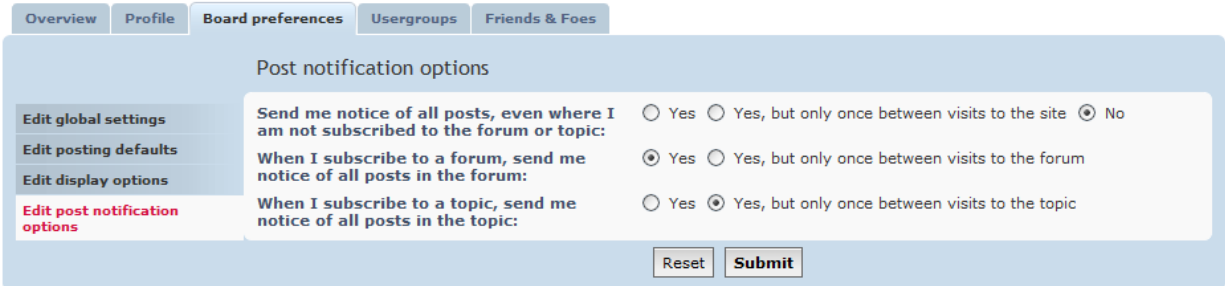
- Edit global settings** (highlighted in red)
- Edit posting defaults
- Edit display options
- Edit post notification options

On the right side, there are several settings:

- Users can contact**
- Administrators can**
- Allow users to see**
Note that administrators always be able to see
- Notify me on new**
- Pop up window or**
- My language:**
- My timezone:**

8. We want to select the 'Edit post notification options' link, which will bring up the following:

User Control Panel



The screenshot shows the 'User Control Panel' with a navigation bar containing 'Overview', 'Profile', 'Board preferences', 'Usergroups', and 'Friends & Foes'. The 'Board preferences' tab is active. Below the navigation bar, there is a section titled 'Post notification options'. On the left, there is a sidebar with four links: 'Edit global settings', 'Edit posting defaults', 'Edit display options', and 'Edit post notification options' (which is highlighted in red). The main content area contains three settings, each with radio button options:

- Send me notice of all posts, even where I am not subscribed to the forum or topic: Yes Yes, but only once between visits to the site No
- When I subscribe to a forum, send me notice of all posts in the forum: Yes Yes, but only once between visits to the forum
- When I subscribe to a topic, send me notice of all posts in the topic: Yes Yes, but only once between visits to the topic

At the bottom of the settings area, there are two buttons: 'Reset' and 'Submit'.

There are 3 settings you can change. Mostly self-explanatory. Most users will want to leave the first option (getting an email for every single thing that is posted anywhere in the forum) left at the default 'no' (off). Changing this to anything else is recommended only for 'heavy super-users' – people who post in multiple sections with some frequency. If in doubt, simply leave this set to 'no'. (On the other hand, if you're one of those people who currently receives all posts from the old board, and actively participates, then you might want to set this to 'yes' – you can always change it later).

For the majority of 'general' users, you'll want to change the second setting. In the example (above), I've set it send me an email for every post to a particular forum. By setting the second option to 'yes', I'll get an email for anything posted in that forum. You can always change it later, if it generates too much traffic.

The final option is relevant only if you subscribe to a particular 'topic'. For this forum, use of this option will be relatively rare, since most topic threads do not last more than 4 or 5 sequences of posts, replies. As such, you might as well leave it set to the default of 'Yes, but only once...'.


Random Notes

A few other things to make using the forum more efficient, and helpful:

- The search engine is **massively** improved. Try it – especially the advanced search tool.
- I'd suggest that in addition to subscribing to the sub-forum specific to your 'favourite software' application that everyone subscribes to the 'training & workshops' forum, and the 'current opportunities' forum. They're relatively 'low traffic'.
- For now, the board will continue the 'practice' of embedding the text of the post into the notification email. If this gets to burdensome (i.e., for very long posts), I'll make some changes. However, I've turned off the feature which make the 'Reply-to' email address be set to the email address of the original poster. Meaning, if you want to reply, you'll need to login to do it

(this will discourage a lot of offline ‘answers’, which are no doubt helpful to the individual user, but don’t contribute to the ‘collective knowledge base’. Again, this can be re-visited in future). I have, however, set the system to put the email address into the note you receive.

- There is a nifty little feature which allows you to look at your posts only – sometimes this is helpful if you want to find something you’ve posted in past, but don’t want to dig through everything. After you’ve logged in, you’ll see a link to ‘View your posts’ right beside the link that takes you to the UCP.



- a nifty ‘experimental’ feature – equation formatting! Now, you can put equations (or simple Greek letters, and so forth), into your posts. The following is an example of what is possible:

variance estimator

POSTREPLY ↵ Search this topic... Search 1 post • Page 1 of 1

variance estimator *EDIT ✖ ! ? “QUOTE egc Site Admin ONLINE

by egc » 04 Feb 2010 11:08 am Posts: 113
Joined: 15 May 2003 02:25 pm

Is given (to first-order) by

$$\left(\frac{\partial(\hat{Y})}{\partial(\hat{\theta})} \right) \cdot \hat{\Sigma} \cdot \left(\frac{\partial(\hat{Y})}{\partial(\hat{\theta})} \right)^T$$

POSTREPLY ↵ 1 post • Page 1 of 1

This is what will be 'displayed' in the forum post. However, what will be sent in the email to subscribers is significantly less 'aesthetic':

You are receiving this notification because you are watching for all posts at "www.phidot.org." The forum has received a new topic, "variance estimator."

Poster Userid: egc
Poster email: evan.cooch@cornell.edu

Is given (to first-order) by

$$\left(\frac{\partial \widehat{Y}}{\partial \widehat{\theta}}\right) \cdot \widehat{\boldsymbol{\Sigma}} \cdot \left(\frac{\partial \widehat{Y}}{\partial \widehat{\theta}}\right)^T$$

In fact, what you're seeing (and as some of you will recognize) is the underlying LaTeX code for the equation (in corrupted form, since the `\` delimiters are parsed out of the email). As part of the long-term experiment, I'm going to see if there is a way to include the image that is rendered in the forum (it's a .PNG file that you see in the forum posting – HTML doesn't have a universally accepted standard for rendering math, so equations are rendered as images). For now, it's a 'work in progress'.

- You also have the ability to embed graphics – provided they are (i) JPG or PNG format, and (ii) that the image you want to embed is mounted on a web-server somewhere. This is also an 'experimental' feature. The upsides are obvious (say, you embed the graph directly, rather than trying to describe it in words). So are the downsides – if the image is deleted or moved off the server, then it will disappear from the post. And (as with equations), the images are mailed out to subscribers.